



# OREGON STAR PARTY NEWS

Oregon Star Party Newsletter— Volume 3, Issue 2

Late July 2017

## How to Maximize Your Time Under Totality

By Judy Dethloff


For many of you, this total solar eclipse may be a “Once in a Lifetime Opportunity”. While the entire eclipse from first contact to fourth contact is 2 hours 35 minutes, the total phase lasts 1 minute 28 seconds at Indian Trail Spring. Wow, 88 seconds is short! The morning of the eclipse, you are not going to have a second chance for a “Do Over”. How can you maximize your chances for successfully viewing and photographing totality?

To fully maximize those precious 88 seconds, you need to have a game plan. Your game plan is going to tell you what time you need to have all of your equipment setup, which pieces of equipment you are using and how you will set it up. Your game plan will tell you what specific eclipse features you are looking for and the time to look for them. You will have decided when to take off and replace your solar filters. Your game plan can be very simple or very complex depending upon how you intend to observe the solar eclipse. You do have a game plan, don't you?

Now that you have a game plan, you need to practice it at home to see if it works. Remember, “Practice makes perfect.” Find something around you that normally takes 90 seconds or so and during that 90 seconds of time visualize what you would do during the total phase. Having a memorized routine will make sure you can maximize your 88 seconds. Personally my electric toothbrush has four 30 second cycles. I am practicing what I am doing in 30 second cycles. You should set up your complete solar viewing gear at home just like you will do on August 21. Now that its setup, you need to practice viewing the sun using your solar filters and practice removing & replacing your solar filters. Remember you can only safely look at the sun without solar filters or solar viewing glasses during totality.

Now there is one final step and that is a practice session on Sunday August 20. OSP has scheduled from 9am to 11:30 am as a practice session for the eclipse. It gives everyone a chance to setup equipment, practice removing filters, to show family members what to do and when. It will give you an opportunity to fine tune your observing of the entire eclipse. You get a chance to make improvements and have a “Do Over”. You can see what the other attendees near you are doing and to make sure that you don't have any conflicts.

Final words of advice for enjoying the eclipse. Be sure to spend time actually looking at the sun and the solar eclipse features and don't spend all of your time making adjustments to your equipment. My most cherished eclipse memories are looking up with only my eyes and seeing the corona and solar prominences.



Eclipse Times	
First Contact	9:07:17.9 am
Second Contact	10:21:05.1 am
Max Eclipse	10:21:46.9 am
Third Contact	10:22:28.8 am
Fourth Contact	11:42:50.1 am

## In This Issue

- How to Photograph a Solar Eclipse
- Activity Tent Presentations
- Entering and Parking at OSP
- Generator Policy
- Cell Phone Service
- Driving Directions
- Useful Links



# Activity Tent Presentations

## **Rob Brown – Making a Hologram** **Thursday, August 17 at 3:00 PM**

Advances in materials technology has improved so dramatically that it is now possible to record a hologram with a battery operated laser diode in a semi-dark tent in the Ochoco National Forest on film that needs no chemical processing. Rob Brown will attempt this live, and present some of the science behind holograms and how they relate to astronomy (i.e. spectroscopy).

## **Tom Polakis – Time Lapse Imaging With Three Very Different Cameras** **Friday, August 18 at 3:00 PM**

While much of nature appears static during the short time frames in which we observe them, photographic time-lapse sequences bring them to life. Speeding up these slow movements allow patterns to emerge that often have interesting explanations. This presentation will feature time-lapse videos created by an SLR, a planetary webcam, and a CCD camera, with subjects ranging from the Earth's rotation to changes in deep space.

## **Ronald Stoyan – Telescopic Eclipse Observations** **Friday, August 18 at 4:00 PM**

To witness a total solar eclipse with the naked eye is an overwhelming experience. It is even more mind-blowing to see the black sun through the eyepiece. From experience of observing four total eclipses through the eyepiece, I will share my tips and tricks for visual observers. You won't miss any of the sights awaiting you, and get the most of that precious few minutes of darkness.

## **Leo Cavagnaro – Upcoming Eclipses in Argentina** **Friday, August 18 at 7:00 PM**

The total solar eclipse in USA in August 2017 is a good opportunity to encourage people to get involved in astronomy and travel around the world to watch this kind of phenomenon, by far one of the most interesting shows that nature can give us. After the great 2017 eclipse, the next two total solar eclipses will occur in Argentina. This lecture is devoted to those two events, giving the attendants not only the astronomical aspects of them but also complete information for those who want to visit Argentina, learn about best places to watch them, best routes to reach those places, facilities and nearby cities to stay, etc.. The lecture will finish with a short time-lapse video of the southern sky.

Activity Tent Presentations - Continued on page 3

### **Correction**


We would like to apologize to Leo Cavagnaro for misspelling his name on website and Observer's Guide. We are able to correct the problem on the website but, unfortunately, we were not able to change the Observer's Guide in time.

Forgive Us.

## **Wa-chur-ed Observatory**

### **Astrophotography** **[www.wa-chur-ed.com](http://www.wa-chur-ed.com)**

Please visit our "mobile gallery" at OSP, with dozens of original astrophotos in various formats, including the very popular backlit film prints, and digital media. We are taking orders for our 2018 "Night Visions" calendar, which will feature both deep-space objects and solar images (hopefully, including some fantastic images of the eclipse).



**Duncan Kitchin – PixInsight  
Saturday, August 19 at 1:00 PM**

The PixInsight image processing system has been available for many years, and has seen a recent explosion in popularity. It is known for its extensive capabilities for producing excellent image processing results, but also for its formidable learning curve. This presentation and live demo will walk through a workflow for preprocessing in PixInsight, starting with raw image and calibration data, up to an initial combined image. A complete workflow document will also be available in PDF format; be sure to bring a flash drive if you would like a copy!

**Brian Kruse – Mars and Human Imagination  
Saturday, August 19 at 7:00 PM**

Mars has long been an object of intense interest in ancient and modern myths. Its ruddy glow inspiring visions of conflict and war, and its surface markings creating a whole genre of popular (mis)representations of Mars as the abode of life in a variety of forms. In this presentation, discover how popular culture has represented, and misrepresented Mars while sparking a special interest most all have in what is actually taking place on the planet most similar to earth in our solar system. NASA missions have returned a plethora of images and information about what Mars is really like. Find out the latest about what is known about the red planet, and what still remains for investigation and discovery on future missions.

**Stephen J. O'Meara – Eclipse Phenomena  
Sunday, August 20 at 7:00 PM**

The savage elegance of a total solar eclipse has the ability to temporarily rob us our senses — especially as totality nears and barrages us with an overwhelming abundance of visual discord, which suddenly seems to end before we can complete a single breath. Stephen promises to teach us how to pace ourselves during the eclipse and explain how to explore some of the Sun's secret visual wonders — those not commonly noticed by many during these rare events. He'll even tell us how to extend our time under the Sun's corona with moving an inch.

**Open Mic – Share Pics and Stories of Your Experience at  
OSP 2017**

**Monday, August 21 at 7:00 PM**

Bring your pictures of the eclipse, deep sky objects, telescope walkabout, or anything around the star party and share them with other attendees. Photos must be jpeg format on SSD card or thumb drive.

## TRACKING for DOBS

A big Dob on an Equatorial Platform is the ultimate observing machine.

**You have aperture, portability, ease of use and precision TRACKING.**

- \* High power observing
- \* Astro-imaging with NO field rotation
- \* Group viewing and star parties
- \* Available for 6-30" telescopes

*"The Equatorial Platform you sold me is perfect. It has performed flawlessly with my 22" telescope."*

*D.T. Lodi, CA*

*"Your Platform has helped me to see things not possible otherwise. I couldn't be more pleased."*

*V.K. Glendale, CA*


*"Last night I observed Zeta Cancii for twenty minutes with powers from 400x to 790x. I could see no vibration or movement in the image at all."*

*R.K. Whitestown, IN*

**Call, write or e-mail for free brochure**

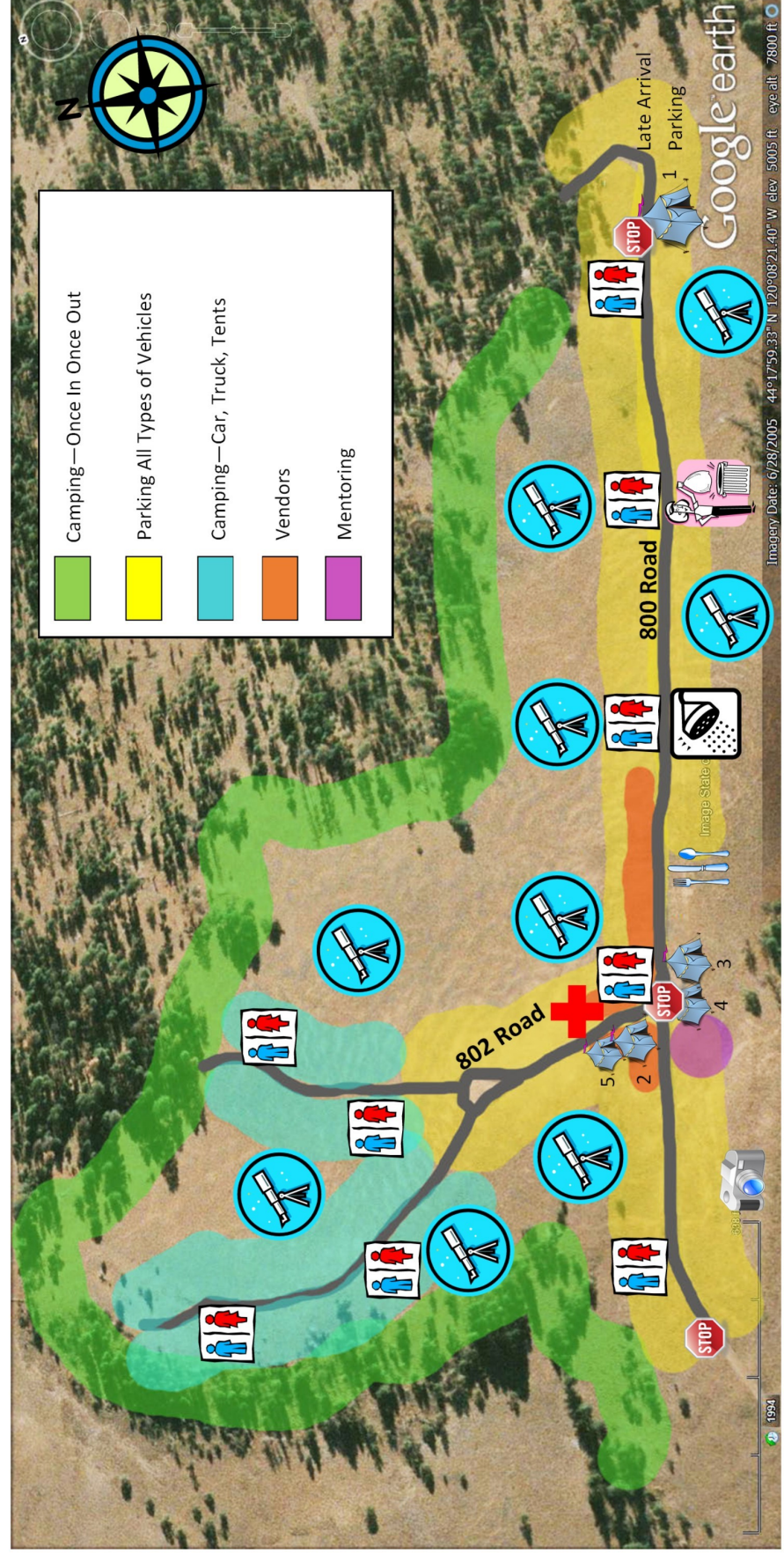
Equatorial Platforms 530-274-9113  
15736 McQuiston Lane Grass Valley, CA  
[tomosy@nccn.net](mailto:tomosy@nccn.net) [www.equatorialplatforms.com](http://www.equatorialplatforms.com)


















# Oregon Star Party

# Site Map



-  1. Front Gate Tent
-  2. Information Tent
-  3. Youth Tent
-  4. Activities Tent
-  5. Registration Tent
-  Shower Truck
-  Food Vendors
-  Restrooms
-  Dumpster
-  Restrooms
-  Viewing Areas
-  Astrophotography
-  First Aid

## Generators Can Be Used

The Generator policy is dependent on United States Forest Service fire restrictions. As in the past, the Oregon Star Party will not know the decision on the use of generators until 1 week prior to the event. The decision is based on several factors: the dryness of the forest area around Indian Trail Spring, the 14 day forecast prior to OSP, whether they have closed forest to the public and/or if level IV restrictions are in place.

- Generators must meet all US Forest Service requirements and are permitted to operate from Noon to 7 PM.
- All generators must be within 100 feet of the graveled roads (800 & 802). Generators need to be located 5 feet away from any vegetation, placed on a fire retardant tarp, and/or placed in the bed of a pick up.
- Five gallons of water or a fire extinguisher needs to be located within 10 feet of the generator
- All generators must have spark arrestors.
- Please remember generators intrude on your neighbor's peace and enjoyment of the natural outdoors.
- Service providers (food, espresso, shower truck, and OSP operations) are permitted between 8 AM and 2 AM.
- Medical generators are allowed only in the RV approved areas next to the graveled roads.
- Generator policy is subject to change at ANY TIME.

## Cell Phone Service

Due to the large crowds visiting Central Oregon for the eclipse cell phone service is expected to be down for long periods of time. Credit card services are expected to be non-existent so plan to bring cash for your purchases (i.e. food services and vendor row)



**Five Star Optical Supply LLC**  
(formerly Superior Optical Supply LLC)

Quartz substrates for high quality telescope mirrors

*Stop by our OSP booth to:*

- ★ *Have a friendly chat*
- ★ *Try some mirror grinding*
- ★ *Choose a free souvenir*

Visit us online at [www.quartzmirrorblanks.com](http://www.quartzmirrorblanks.com)

## Vendors and Door Prize Participants

Astronomical Society of the Pacific  
[www.astro-society.org](http://www.astro-society.org)

Astronomy Magazine Kalmbach Publishing, Inc. [www.astronomy.com](http://www.astronomy.com)

Aurora Precision [www.aurorap.com](http://www.aurorap.com)

Binocliners, Bryan Reich

Celestron, [www.celestron.com](http://www.celestron.com)

Cosmic Fiber Arts, Madeleine Shultice

David Chandler Company, Inc.  
[www.davidchandler.com](http://www.davidchandler.com)

Equatorial Platforms  
[www.equatorialplatforms.com](http://www.equatorialplatforms.com)

Explore Scientific, LLC  
[www.explorescientificusa.com](http://www.explorescientificusa.com)

Five Star Optical Supply  
[www.quartzmirrorblanks.com](http://www.quartzmirrorblanks.com)

Hubble Optics, [www.hubble-optics.com](http://www.hubble-optics.com)

Hulan Fleming Studios  
[www.hulanfleming.com](http://www.hulanfleming.com)

Knightware.biz, [www.knightware.biz](http://www.knightware.biz)

Optical Structures, Inc.  
[www.opticalstructures.com](http://www.opticalstructures.com)

Oregon Star Party Committee  
[www.oregonstarparty.org](http://www.oregonstarparty.org)

Oregon Wild.org, [www.oregonwild.org](http://www.oregonwild.org)

Orion Telescopes & Binoculars  
[www.telescope.com](http://www.telescope.com)

Sky and Telescope Magazine  
[www.skyandtelescope.com](http://www.skyandtelescope.com)

Solarwinds Studio Jewelry  
[www.solarwindstudios.net](http://www.solarwindstudios.net)

Spectrum Telescope  
[www.spectrumtelescope.com](http://www.spectrumtelescope.com)

Sun River Nature Center and Observatory  
[www.oregonobservatory.org](http://www.oregonobservatory.org)

Tele Vue, [www.televue.com](http://www.televue.com)

Wa-chur-ed Observatory  
[www.wa-chur-ed.com](http://www.wa-chur-ed.com)

Willman-Bell, Inc., [www.willbell.com](http://www.willbell.com)

Zing Wings, Barry Lawrence



## Driving Directions

Usually the hardest part about attending the Oregon Star Party might be dealing with the heat, dust, or finding deep sky objects for an observing pin. This year might be different. The solar eclipse is expected to bring throngs of people from all over the world to Central Oregon. The traffic from eclipse enthusiasts will likely overwhelm the road system. To help you out we've created a new directions document ([Click Here](#)).

The new document provides the same directions for the main route into Oregon Star Party. But since Symbiosis, with its 30,000 attendees, will be using the same route in to the area we figured we needed to provide an alternative route into the site. The alternate route will take you through Paulina, Little Summit Prairie and then Big Summit Prairie. It is longer, by 47 miles, but you still might save time taking this route if traffic jams back up commutes to 3 or 4 hours.

In addition to the alternate route to OSP, we have provided alternative routes from Bend and Redmond to Prineville to help you deal with the traffic on Hwy 126 and Hwy 26.

So consider your options. Check tripcheck (<http://tripcheck.com>). Keep your sense of humor. Finally, use the directions provided in the link in paragraph one. They are exceptionally accurate.

One warning, Relying on a navigational systems can lead you to OSP on roads that are much less desirable.

## Driving at Indian Trail Spring

- All vehicles must display the OSP Parking Permit.
- Speed limit on site is 5 mph!
- All types of vehicles are welcome to Oregon Star Party
- When possible disable all vehicle lights
- Vehicles may drive in and out of the observing area between 10 AM and 8 PM. On eclipse day the road will open at 7:00 AM to 8:30 AM and 1:00 PM to 8:00 PM
- The Road will be closed and blocked from 8 PM to 10 AM, late arrivals are asked to camp in the late night arrival area east of the entry gate.
- To simplify re-entry into OSP from day trips show your parking permit to the Entry Gate Greeters.

## Indian Trail Spring Location Data

Latitude 44° 17' 55" N (44.2988° N)

Longitude 120° 8' 30" N (120.1417° W)

Elevation 5020 feet (1530m) at the Information Tent

GMT -7 hours (Adjusted for DST in effect)

Approx. Magnetic Declination

14.56° ± 0.36° changing by 0.12° W/year

*Working to protect and restore Oregon's wildlands, wildlife,  
and waters as an enduring legacy for all Oregonians.*



OREGONWILD.ORG




## Espresso Blast

Shawna offers hot drinks including: Mocha, Latte, Cappuccino, Chai and Hot Tea.

Shawna also offers cold drinks including: Iced Mocha, Iced Latte, Mocha Ice Rage, Italian Soda, and Iced Teas, and Fruit Tea Smoothies.

Shawna will begin serving Friday afternoon and continue through Tuesday morning. Cash only, please.



## Swap Meet

Food Service Area  
Friday, August 18  
From  
12 Noon to 1 PM



## The Telescope Walkabout

Friday  
3:00 PM  
To  
4:00 PM

## We Need Volunteers

Oregon Star Party 2017 will be the 30th year of this fun week of great night skies, good company, and lots of activities. The planning committee has been hard at work, the speakers are lined up, new observing lists have been created, and more.

Quite simply, Oregon Star Party is in search of volunteers. Each year, nearly 100 volunteers make the star party happen by welcoming attendees in the Registration Tent, taking tickets at the Shower Tent, answering questions in the Info Tent, acting as youth or adult mentors, setting up and tearing down star party areas, and a host of other tasks.

At this time we ask people who have some free time during the star party to stop by the Information Tent and look at the available positions. For every 2 hour shift worked, volunteers receive one Caldwell Buck which can be used towards the purchase of food and drink at Espresso Blast or Four and Twenty Blackbirds. **As an added bonus, the first 25 volunteers to service 5 or more shifts will receive a free pair of plastic eclipse glasses (see picture below).**

If you have questions please feel free to contact the volunteer coordinator in the Information Tent.

Thank you in advance for volunteering at Oregon Star Party. We look forward to seeing you there!



## Travel and Weather Links

Tripcheck.com (Oregon Department of Transportation): <http://tripcheck.com>

InciWeb - Incident Information System: <https://inciweb.nwcg.gov/>

National Weather Service (Ochoco Highlands): <http://forecast.weather.gov/MapClick.php?zoneid=ORZ506>

ClearDarkSky (Oregon Star Party): <http://www.cleardarksky.com/c/OrgnSpORkey.html?1>

## Astronomy Links

Skymaps: <http://skymaps.com>

Heavens Above: <http://www.heavens-above.com/>

Spaceweather.com: <http://www.spaceweather.com/>

Comet Chasing: <http://cometchasing.skyhound.com/>

## Solar Eclipse Information Links

EclipseWise.com (Fred Espenak): <http://eclipsewise.com/solar/SEnews/TSE2017/TSE2017.html>

MrEclipse.com (Fred Espenak): <http://www.mreclipse.com/MrEclipse.html>

Eclipse-Chasers.com (Bill Kramer): <https://www.eclipse-chasers.com/php/tseNext.php?TSE=tse2017d>

Eclipse-Maps.com (Michael Zeiler): <http://www.greatamericaneclipse.com/oregon/>

Eclipse 2017.org (Dan McGlaun): <http://eclipse2017.org/>

Eclipsophile.com (Jay Anderson & Jennifer West): <http://eclipsophile.com/oregon/>

Interactive Eclipse Map (Xavier Jubier): [http://xjubier.free.fr/en/site\\_pages/solar\\_eclipses/TSE\\_2017\\_GoogleMapFull.html](http://xjubier.free.fr/en/site_pages/solar_eclipses/TSE_2017_GoogleMapFull.html)

Solar Eclipse Mailing List: <https://groups.yahoo.com/neo/groups/SEML/info>



### Einstein's Incredible Universe

#### IMAX film

The producers of the IMAX film, "Einstein's Incredible Universe," are considering sending a team to film the Oregon Star Party and TSE. They would like to know if any of the attendees has film/video experience and would be willing to work with them, particularly on time lapse photography, drone work or live action filming. For more information, please contact [sophie@cosmicpicture.com](mailto:sophie@cosmicpicture.com).

SOLARWIND STUDIOS

INSPIRED BY THE COSMOS

WWW.SOLARWINDSTUDIOS.NET

The advertisement for Solar Wind Studios features a dark background with a decorative, ornate frame around the text "SOLARWIND STUDIOS". Below the text, there are three panels showcasing jewelry: a pair of gold and silver hoop earrings, a silver ring with a large, textured, circular stone, and a stack of several silver rings with various colored gemstones. The website address "WWW.SOLARWINDSTUDIOS.NET" is displayed at the bottom.



## Contact Us

[Website](#)

[Contact Us](#)


[Facebook](#)

[Cloudy Nights](#)

Visit us on the web at  
[www.oregonstarparty.org](http://www.oregonstarparty.org)

# Oregon Star Party 2018

August 7 - August 12  
2018



# Oregon Star Party Committee Members Needed

## Needs

**Operations, Analytics, Marketing, Social Media Editor, and Assistant Director**

**If you are interested contact a committee member**

**(You know, those people in the tie dye).**

## Benefits

**Sense of place, purpose and accomplishment**

**Free entry into the star party**

**Free tie dye t-shirt**

**Four free showers**

**Free pizza**